

SCIENCE, RESEARCH AND INNOVATION PERFORMANCE OF THE EU 2020 (SRIP)

TOP 10

EU FACTS AND FIGURES FROM THE

#SRIPreport

1

EUROPE is leading in R&I for the GREEN TRANSITION

CLIMATE

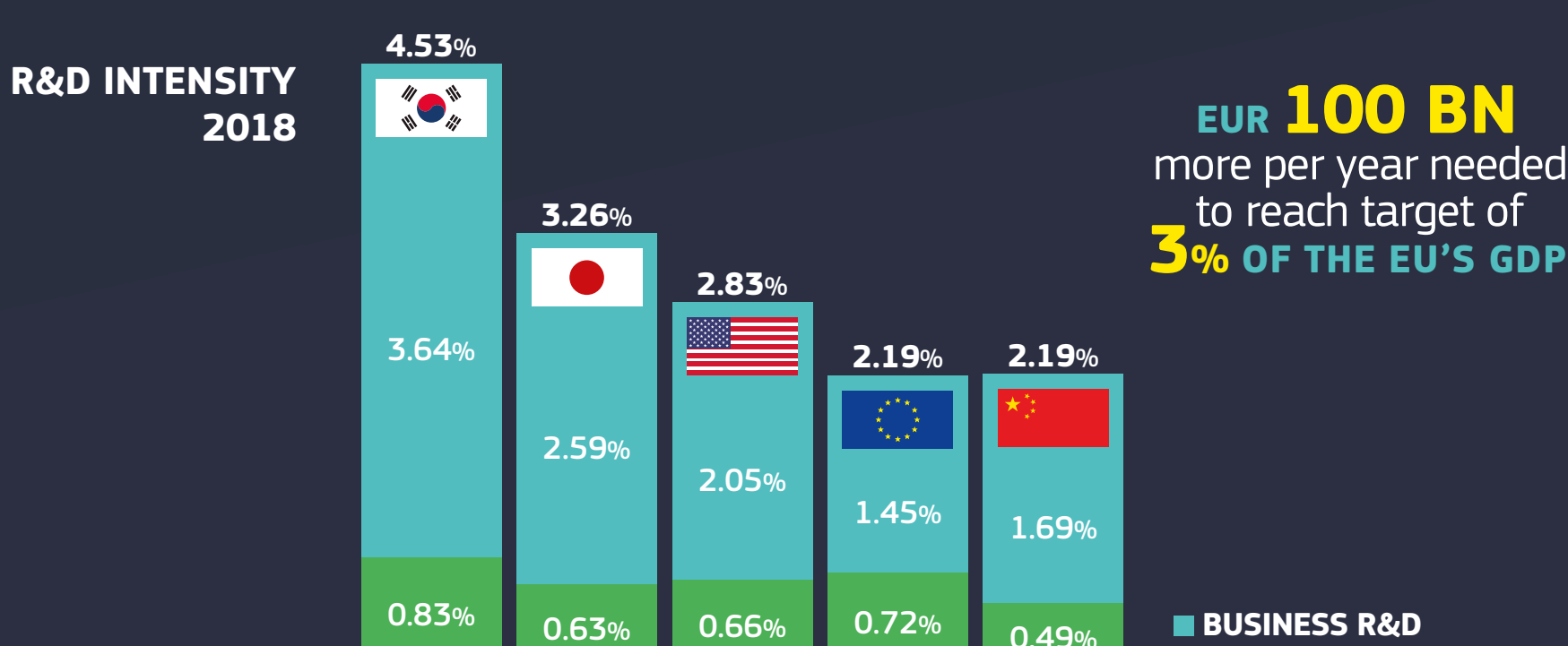


BIOECONOMY



2

An R&D INVESTMENT GAP



3

R&I at the core of the PRODUCTIVITY OF OUR ECONOMY




2/3 of the EU's productivity growth driven by R&I

4

A global LEADER in SCIENTIFIC EXCELLENCE

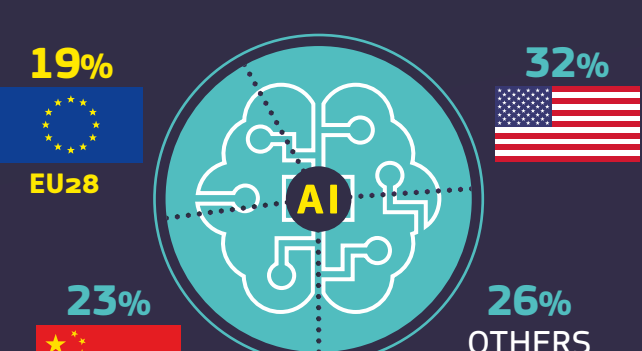
Share of top 10% HIGHLY-CITED PUBLICATIONS, 2016



5

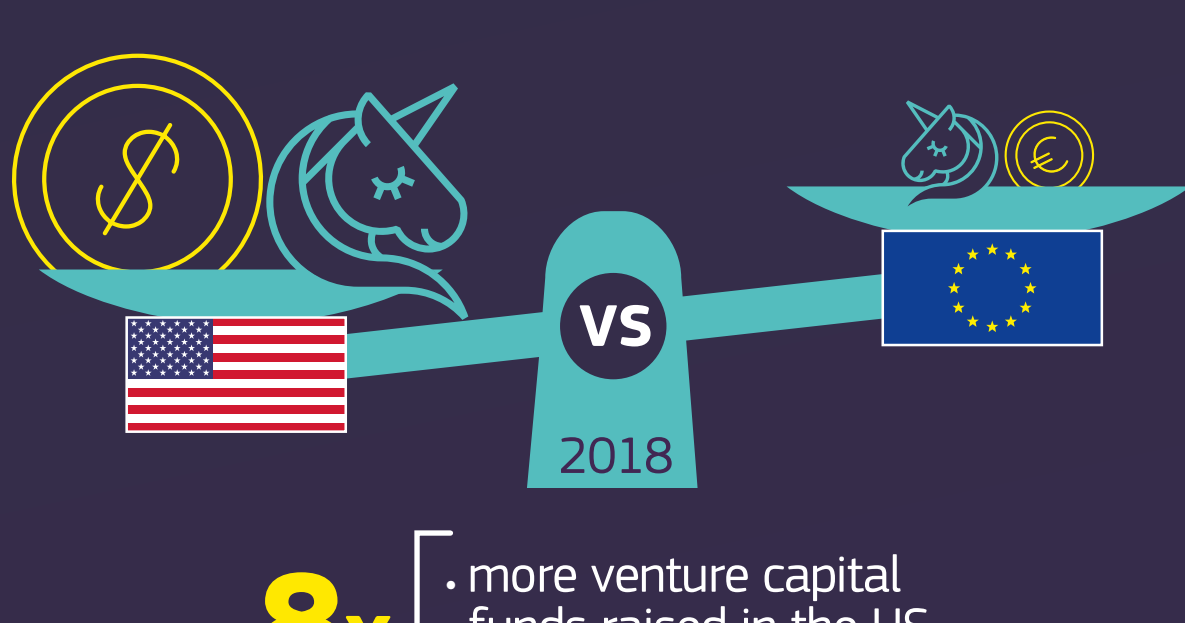
Not yet a GLOBAL DIGITAL LEADER

WORLD AI FIRMS 2018



6

LOWER AVAILABILITY of VENTURE CAPITAL for SCALING-UP



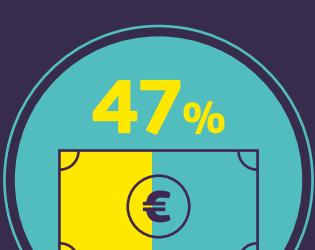
7

The rise of 'SUPERSTAR' FIRMS

7 of 10 top companies by market cap are US or Chinese tech giants (2019)

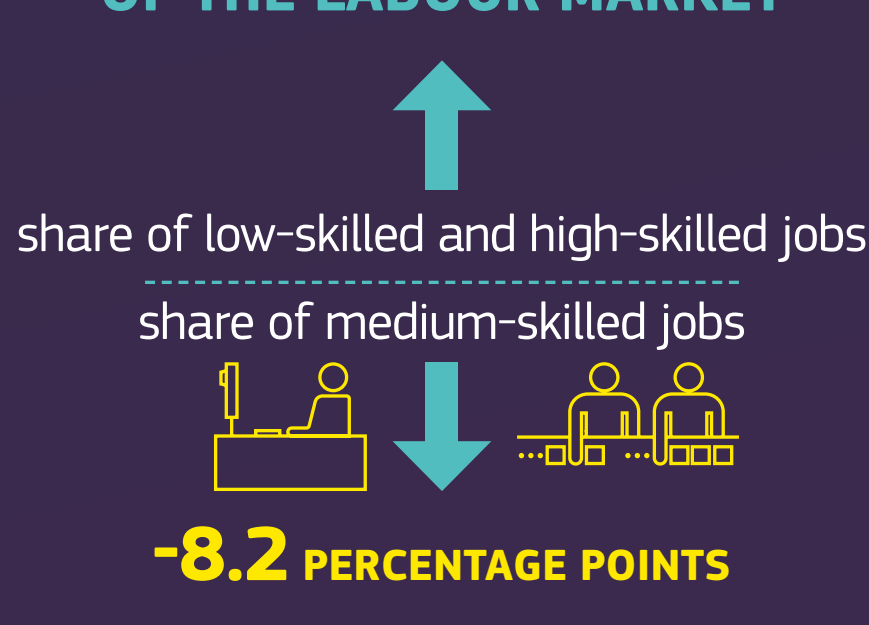


Top 100 R&D investors account for




8

Increase in the POLARISATION OF THE LABOUR MARKET



9


High REGIONAL CONCENTRATION OF R&D activities



10

Persisting GENDER GAPS in R&I

Women's share in the EU



SENIOR EXECUTIVES IN THE LARGEST PUBLICLY LISTED COMPANIES (2019)



HEADS OF HIGHER EDUCATION INSTITUTIONS (2017)



RESEARCHERS (2017)

Find out more

SRIP 2020



#SRIPreport @EUScienceInnov

ec.europa.eu/research/srip